

42201AL0022

NET CONTENTS: 2.5 GALLONS

Agri Star®

Group 27 Herbicide

MESOTRIONE 4SC

Herbicide

For Control of Annual Broadleaf Weeds in Field Corn, Seed Corn, Yellow Popcorn, Sweet Corn, and Other Listed Crops

ACTIVE INGREDIENT:

Mesotrione: (CAS No. 104206-82-8) 40.0%

OTHER INGREDIENTS: 60.0%**TOTAL:** 100.0%

Contains 4 lbs. of active ingredient mesotrione per gallon

KEEP OUT OF REACH OF CHILDREN CAUTION

FIRST AID

IF IN EYES: Hold eye open and rinse slowly and gently with water for 15-20 minutes. Remove contact lenses, if present, after the first 5 minutes, then continue rinsing eye. Call a poison control center or doctor for treatment advice.

IF ON SKIN OR CLOTHING: Take off contaminated clothing. Rinse skin immediately with plenty of water for 15-20 minutes. Call a poison control center or doctor for treatment advice.

IF INHALED: Move person to fresh air. If person is not breathing, call 911 or an ambulance, then give artificial respiration, preferably mouth-to-mouth, if possible. Call a poison control center or doctor for further treatment advice.

IF SWALLOWED: Call a poison control center or doctor immediately for treatment advice. Have person sip a glass of water if able to swallow. Do not induce vomiting unless told to by the poison control center or doctor. Do not give anything to an unconscious person.

Have the product container or label with you when calling a poison control center or doctor, or going for treatment.

HOTLINE NUMBER - For 24-Hour Medical Emergency Assistance (Human or Animal), or Chemical Emergency Assistance (Spill, Leak, Fire, or Accident) Call 1-800-888-8372

See additional precautionary statements and directions for use inside booklet.

PRECAUTIONARY STATEMENTS

Hazards to Humans and Domestic Animals CAUTION

Harmful if absorbed through skin. Prolonged or frequently repeated skin contact may cause allergic reactions in some individuals. Avoid contact with skin, eyes, or clothing.

DIRECTIONS FOR USE

It is a violation of Federal law to use this product in a manner inconsistent with its labeling.

Do not apply this product in a way that will contact workers or other persons, either directly or through drift. Only protected handlers may be in the area during application. For any requirements specific to your State or Tribe, consult the agency responsible for pesticide regulation.

STORAGE AND DISPOSAL

Do not contaminate water, food, or feed by storage or disposal.

PESTICIDE STORAGE: Keep container tightly closed when not in use. Do not store near seed, fertilizers, or foodstuffs. Can be stored at temperatures as low as 20 F. Keep away from heat and flame.

PESTICIDE DISPOSAL: Open dumping is prohibited. Waste resulting from the use of this product may be disposed of on site or at an approved waste disposal facility.

CONTAINER HANDLING [Less Than or Equal to 5 Gallons]

Non-refillable container. Do not reuse or refill this container. Triple rinse container (or equivalent) promptly after emptying. Triple rinse as follows: Empty the remaining contents into application equipment or mix tank and drain for 10 seconds after the flow begins to drip. Fill the container ¼ full with water and recap. Shake for 10 seconds. Pour rinsate into application equipment or mix tank or store rinsate for later use or disposal. Drain for 10 seconds after the flow begins to drip. Repeat this procedure two more times. Then offer for recycling if available or puncture and dispose of in a sanitary landfill, or by incineration, or by other procedures approved by state and local authorities.

CONTAINER HANDLING [Greater Than 5 Gallons]

Refillable container. Refill this container with pesticide only. Do not reuse this container for any other purpose. Cleaning the container before final disposal is the responsibility of the person disposing of the container. Cleaning before refilling is the responsibility of the person refilling. To clean container before final disposal, empty the remaining contents from this container into application equipment or mix tank. Fill the container about 10 percent full with water. Agitate vigorously or recirculate water with the pump for 2 minutes. Pour or pump rinsate into application equipment or rinsate collection system. Repeat this rinsing procedure two more times. Then offer for recycling if available or puncture and dispose of in a sanitary landfill, or by incineration, or by other procedures approved by state and local authorities.

CONTAINER HANDLING [Greater Than 5 Gallons]

Non-refillable container. Do not reuse or refill this container. Triple rinse container (or equivalent) promptly after emptying. Triple rinse as follows: Empty the remaining contents into application equipment or a mix tank. Fill the container ¼ full with water. Replace and tighten closures. Tip container on its side and roll it back and forth, ensuring at least one complete revolution, for 30 seconds. Stand the container on its end and tip it back and forth several times. Turn the container over onto its other end and tip it back and forth several times. Empty the rinsate into application equipment or a mix tank or store rinsate for later use or disposal. Repeat this procedure two more times. Then offer for recycling if available or puncture and dispose of in a sanitary landfill, or by incineration, or by other procedures approved by state and local authorities.

EPA Reg. No. 42750-315

EPA Est. No. 70815-GA-02

Manufactured By:

ALBAUGH, LLC

1525 NE 36th Street • Ankeny, Iowa 50021

PEEL HERE TO OPEN



Agri Star®

Group 27 Herbicide

MESOTRIONE 4SC

Herbicide

ACTIVE INGREDIENT:

Mesotrione: (CAS No. 104206-82-8) 40.0%

OTHER INGREDIENTS: 60.0%

TOTAL: 100.0%

Contains 4 lbs. of active ingredient mesotrione per gallon

EPA Reg. No. 42750-315

EPA Est. No. 70815-GA-02

**KEEP OUT OF REACH OF CHILDREN
CAUTION**

FIRST AID

IF IN EYES: Hold eye open and rinse slowly and gently with water for 15-20 minutes. Remove contact lenses, if present, after the first 5 minutes, then continue rinsing eye. Call a poison control center or doctor for treatment advice.

IF ON SKIN OR CLOTHING: Take off contaminated clothing. Rinse skin immediately with plenty of water for 15-20 minutes. Call a poison control center or doctor for treatment advice.

IF INHALED: Move person to fresh air. If person is not breathing, call 911 or an ambulance, then give artificial respiration, preferably mouth-to-mouth, if possible. Call a poison control center or doctor for further treatment advice.

IF SWALLOWED: Call a poison control center or doctor immediately for treatment advice. Have person sip a glass of water if able to swallow. Do not induce vomiting unless told to by the poison control center or doctor. Do not give anything to an unconscious person.

Have the product container or label with you when calling a poison control center or doctor, or going for treatment.

HOTLINE NUMBER - For 24-Hour Medical Emergency Assistance (Human or Animal), or Chemical Emergency Assistance (Spill, Leak, Fire, or Accident) Call 1-800-888-8372

See additional precautionary statements and directions for use inside booklet.

*For Control of Annual Broadleaf Weeds
in Field Corn, Seed Corn, Yellow Popcorn,
Sweet Corn, and Other Listed Crops*

Manufactured By:

ALBAUGH, LLC

1525 NE 36th Street
Ankeny, Iowa 50021



Albaugh®

Your Alternative™

AD011218

Job 136309

PRECAUTIONARY STATEMENTS

Hazards to Humans and Domestic Animals

CAUTION

Harmful if absorbed through skin. Prolonged or frequently repeated skin contact may cause allergic reactions in some individuals. Avoid contact with skin, eyes, or clothing.

Personal Protective Equipment (PPE) Applicators and other handlers must wear:

1. Long-sleeved shirt and long pants
2. Shoes plus socks
3. Chemical-resistant gloves

Follow manufacturer's instructions for cleaning/maintaining PPE. If no such instructions for washables exist, use detergent and hot water. Keep and wash PPE separately from other laundry.

ENGINEERING CONTROL STATEMENTS

When handlers use closed systems or enclosed cabs in a manner that meets the requirements listed in the Worker Protection Standard (WPS) for agricultural pesticides [40 CFR 170.240(d)(4-6)], the handler PPE requirements may be reduced or modified as specified in the WPS.

USER SAFETY RECOMMENDATIONS

Users should:

- Wash hands before eating, drinking, chewing gum, using tobacco, or using the toilet.
- Remove clothing/PPE immediately if pesticide gets inside. Then wash thoroughly and put on clean clothing.
- Remove PPE immediately after handling this product. Wash the outside of gloves before removing. As soon as possible, wash thoroughly and change into clean clothing.

ENVIRONMENTAL HAZARDS

Do not apply directly to water, or to areas where surface water is present, or to intertidal areas below the mean high water mark. Do not contaminate water when disposing of equipment wash water or rinsate.

SURFACE WATER ADVISORY

This product may contaminate water through drift of spray in wind. This product has a high potential for runoff for several weeks after application. Poorly draining soils and soils with shallow water tables are more prone to produce runoff that contains this product. A level, well maintained vegetative buffer strip between areas to which this product is applied and surface water features such as ponds, streams, and springs will reduce the potential for contamination of water from runoff. Runoff of this product will be reduced by avoiding applications when rainfall is forecasted to occur within 48 hours. Sound erosion control practices will reduce this product's contribution to surface water contamination.

PHYSICAL AND CHEMICAL HAZARDS

Do not use or store near heat or open flame.

DIRECTIONS FOR USE

It is a violation of Federal law to use this product in a manner inconsistent with its labeling.

Do not apply this product in a way that will contact workers or other persons, either directly or through drift. Only protected handlers may be in the area during application. For any requirements specific to your State or Tribe, consult the agency responsible for pesticide regulation.

AGRICULTURAL USE REQUIREMENTS

Use this product only in accordance with its labeling and with the Worker Protection Standard, 40 CFR part 170. This Standard contains requirements for the protection of agricultural workers on farms, forests, nurseries, and greenhouses, and handlers of agricultural pesticides. It contains requirements for training, decontamination, notification, and emergency assistance. It also contains specific instructions and exceptions pertaining to the statements on this label about personal protective equipment (PPE) and restricted-entry interval. The requirements in this box only apply to uses of this product that are covered by the Worker Protection Standard.

Do not enter or allow worker entry into treated areas during the restricted entry interval (REI) of 12 hours.

PPE required for early entry to treated areas that is permitted under the Worker Protection Standard and that involves contact with anything that has been treated, such as plants, soil, or water, is:

1. Coveralls
2. Shoes plus socks
3. Chemical-resistant gloves

PRODUCT INFORMATION

MESOTRIONE 4SC is a systemic preemergence and postemergence herbicide for the selective contact and residual control of broadleaf weeds in field corn, seed corn, yellow popcorn, sweet corn, and other listed crops. When used preemergence, weeds take up the product through the soil

during emergence. Dry conditions following application may reduce the preemergence activity of MESOTRIONE 4SC. If an activating rain (0.25 inches) is not received within 7-10 days after a preemergence application, where appropriate, rotary hoeing is suggested to activate the herbicide. When used postemergence, susceptible weeds take up the herbicide through the treated foliage and cease growth soon after application. Complete death of the weeds may take up to 2 weeks. The product is absorbed through the soil and/or by the foliage of emerged weeds.

MESOTRIONE 4SC is not effective for the control of most grass weeds. Preemergence grass herbicides or postemergence grass herbicides can be tank mixed with MESOTRIONE 4SC to provide broad spectrum weed control in corn (see appropriate section of label for this information). MESOTRIONE 4SC can be applied postemergence following a preemergence grass herbicide application. MESOTRIONE 4SC can also be used in combination with a burndown herbicide, prior to planting, to provide added burndown and residual weed control in field corn, seed corn, yellow popcorn, and sweet corn.

RESISTANCE MANAGEMENT

MESOTRIONE 4SC is a Group 27 Herbicide (contains the active ingredient mesotrione). Naturally occurring biotypes of certain broadleaf weed species with resistance to triazines, glyphosate, PPO, HPPD and ALS inhibiting herbicides are known to exist.

Performance of MESOTRIONE 4SC is not affected by the presence of biotypes resistant to triazines, glyphosate, PPO or ALS inhibiting herbicides. To prevent the risk of weeds developing resistance to MESOTRIONE 4SC in corn, always use full labeled rates. If applying MESOTRIONE 4SC postemergence after a mesotrione-containing preemergence herbicide, always add atrazine as a tank mix partner. No more than 0.24 lb. of mesotrione active ingredient must be applied per acre of corn per year (equivalent of 7.7 fl. oz. per acre per year of MESOTRIONE 4SC). If additional herbicide must be applied, it is recommended that a different mode of action be used, i.e., other than an HPPD inhibitor (Group 27 Herbicide). MESOTRIONE 4SC must be applied at full label rates to help prevent selection for, or population shifts toward, marginally tolerant weed species and/or species biotypes.

INTEGRATED PEST (WEED) MANAGEMENT

MESOTRIONE 4SC should be integrated into an overall weed and pest management strategy whenever the use of a herbicide is required. Practices known to reduce weed development (tillage, crop competition) and herbicide use (weed scouting, proper application timing, banding) should be followed wherever possible. Consult local agricultural and weed authorities for additional IPM strategies established for your area.

USE RESTRICTIONS

Do not apply MESOTRIONE 4SC to white popcorn or ornamental (Indian) corn.

Do not cultivate corn within 7 days before or after a MESOTRIONE 4SC application as weed control from the MESOTRIONE 4SC application may be reduced.

Do not apply this product through any type of irrigation system unless specified otherwise under the specific crop section on the label.

Do not apply this product with suspension fertilizers as the carrier.

Do not apply MESOTRIONE 4SC postemergence in a tank mix with emulsifiable concentrate grass herbicides, unless specifically addressed under one of the tank mix sections of this label, or injury may occur.

Do not use aerial application to apply MESOTRIONE 4SC unless specified otherwise under the specific crop section on the label.

USE PRECAUTIONS

Severe corn injury resulting in yield loss may occur if MESOTRIONE 4SC is applied postemergence to corn that was treated with Counter® or Lorsban®.

Severe corn injury resulting in yield loss may occur if MESOTRIONE 4SC is applied foliar postemergence to corn in a tank mix with any organophosphate or carbamate insecticide.

Severe corn injury resulting in yield loss may occur if any organophosphate or carbamate insecticide is applied foliar postemergence within 7 days before or 7 days after MESOTRIONE 4SC application.

When weeds are stressed due to drought, heat, lack of fertility, flooding, or prolonged cool temperatures, control can be reduced or delayed since the weeds are not actively growing. Weed escapes or regrowth may occur when application is made under prolonged stress conditions. Optimum weed control will be obtained if an application of MESOTRIONE 4SC is made following label directions when weeds are actively growing.

MESOTRIONE 4SC may be applied with pyrethroid type insecticides (e.g., Warrior®).

SPRAY DRIFT DIRECTIONS

Avoid drift onto adjacent crops and other nontarget areas.

RESTRICTION: For aerial application use only nozzles producing coarse-ultra coarse droplets. Do not use nozzles producing fine-medium size droplets.

Do not apply when weather conditions may cause drift to nontarget areas. Drift may result in injury to adjacent crops and vegetation. To avoid spray drift, DO NOT apply when wind speed is greater than 10 mph or during periods of temperature inversions. Use of larger droplet sizes will also reduce spray drift.

AVOIDING SPRAY DRIFT AT THE APPLICATION SITE IS THE RESPONSIBILITY OF THE APPLICATOR.

The interaction of equipment and weather related factors determine the potential for spray drift. The applicator is responsible for considering all these factors when making a decision.

Information on Droplet Size

The most effective way to reduce spray drift potential is to apply large droplets. The best drift management strategy is to apply the largest droplets that provide sufficient coverage and control. Applying larger droplets reduces drift potential, but will not prevent drift if applications are made improperly or under unfavorable environmental conditions. Refer to the Aerial Application section for specific instructions regarding droplet size.

Controlling Droplet Size

Volume – Use high flow rate nozzles to apply the highest practical spray volume.

Nozzles with higher rated flows produce larger droplets.

Pressure – Do not exceed the nozzle manufacturer's recommended pressures. For many nozzle types, lower pressure produces larger droplets. When higher flow rates are needed, use higher rate nozzles instead of increasing pressure.

Number of Nozzles – Use the minimum number of nozzles that provide uniform coverage.

Sensitive Areas

The pesticide must only be applied when the potential for drift to adjacent sensitive areas, (e.g., residential areas, bodies of water, known habitat for threatened or endangered species, nontarget crops) is minimal (e.g. when wind is blowing away from the sensitive areas).

ADDITIONAL SPRAY DRIFT DIRECTIONS FOR AERIAL APPLICATIONS

The distance of the outer-most nozzles on the boom must not exceed $\frac{3}{4}$ the length of the wingspan or rotor.

Nozzles must always point backward parallel with the air stream and never be pointed downwards more than 45 degrees. Where states have more stringent regulations, they must be observed.

Spray must be released at the lowest height consistent with effective weed control and flight safety.

For best results, ensure that each specific aerial application vehicle used is quantifiably pattern tested for aerial application of MESOTRIONE 4SC initially and every year thereafter.

RESTRICTION: For aerial application use only nozzles producing coarse-ultra coarse droplets. Do not use nozzles producing fine-medium size droplets.

For some use patterns, reducing the effective boom length to less than $\frac{3}{4}$ of the wingspan or rotor length may further reduce drift without reducing swath width.

Do not make applications at a height greater than 10 feet above the top of the largest plants unless a greater height is required for aircraft safety. Making applications at the lowest height that is safe reduces exposure of droplets to evaporation and wind.

When applications are made with a crosswind, the swath will be displaced downwind. Therefore, on the up and downwind edges of the field, the applicator must compensate for this displacement by adjusting the path of the aircraft upwind. Increase swath adjustment distance with increasing drift potential (higher wind, smaller drops, etc.).

Drift potential is lowest between wind speeds of 2-10 mph. However, many factors, including droplet size and equipment type determine drift potential at any given speed. Avoid application below 2 mph due to variable wind direction and high inversion potential. Note: Local terrain can influence wind patterns. Ensure that every applicator is familiar with local wind patterns and how they affect drift.

When making applications in low relative humidity, set up equipment to produce larger droplets to compensate for evaporation. Droplet evaporation is most severe when conditions are both hot and dry.

Do not apply during a temperature inversion, because drift potential is high. Temperature inversions restrict vertical air mixing, which causes small suspended droplets to remain in a concentrated cloud. This cloud can move in unpredictable directions due to the light variable winds common during inversions. Temperature inversions are characterized by increasing temperatures with altitude and are common on nights with limited cloud cover and light to no wind. They begin to form as the sun sets and often continue into the morning. Their presence can be indicated by ground fog; however, if fog is not present, inversions can also be identified by the movement of smoke from a ground source or an aircraft smoke generator. Smoke that layers and moves laterally in a connected cloud (under low wind conditions) indicates an inversion, while smoke that moves upwards and rapidly dissipates indicates good vertical air mixing.

The pesticide must only be applied when the potential for drift to adjacent sensitive areas (e.g., residential areas, bodies of water, known habitat for threatened or endangered species, non-target crops) is minimal (e.g. when wind is blowing away from the sensitive areas).

APPLICATION INFORMATION

PREEMERGENCE GROUND APPLICATION

Apply MESOTRIONE 4SC preemergence with a carrier volume of 10-60 gals./A.

Spray nozzles must be uniformly spaced, the same size and type, and must provide accurate and uniform application. Use spray nozzles that provide medium to coarse droplet size to provide good coverage and avoid drift. Apply in a spray volume of 10-60 gals./A using water or liquid fertilizer (excluding suspension fertilizers) as the carrier. Use a pump that can maintain a pressure of at least 35-40 psi at the nozzles and provide proper agitation within the tank to keep the product dispersed. Lower pressures may be used with extended range or drift reduction nozzles.

Always ensure that agitation is maintained until spraying is completed, even if stopped for brief periods of time. If the agitation is stopped for more than 5 minutes, resuspend the spray solution by running on full agitation prior to spraying.

POSTEMERGENCE GROUND APPLICATION

Spray nozzles must be uniformly spaced, the same size and type, and must provide accurate and uniform application. Use spray nozzles that provide medium to coarse droplet size to provide good coverage and avoid drift. Good weed coverage is essential for optimum weed control. Boom height for broadcast over-the-top applications must be based on the height of the crop – at least 15 inches above the crop canopy.

Apply in a spray volume of 10-30 gals./A using water as a carrier. Use a pump that can maintain a pressure of at least 35-40 psi at the nozzles and provide proper agitation within the tank to keep the product dispersed. Lower pressures may be used with extended range or drift reduction nozzles. When weed foliage is dense, use a minimum of 20 gals.

Flat fan nozzles of 80q or 110q are recommended for optimum postemergence coverage. Do not use floodjet nozzles or controlled droplet application equipment for postemergence applications.

Nozzles may be angled forward 45 degrees to enhance penetration of the crop and provide better coverage. Ensure that all in-line strainer and nozzle screens in the sprayer are 50-mesh or coarser.

Always ensure that agitation is maintained until spraying is completed, even if stopped for brief periods of time. If the agitation is stopped for more than 5 minutes, resuspend the spray solution by running on full agitation prior to spraying.

Aerial Application

RESTRICTION: MESOTRIONE 4SC can be applied aerially only to corn and sugarcane.

RESTRICTION: For aerial application use only nozzles producing coarse-ultra coarse droplets. Do not use nozzles producing fine-medium size droplets.

MESOTRIONE 4SC may be applied aerially for preemergence or postemergence weed control in corn only in the following states: Alabama, Arizona, Arkansas, Colorado, Connecticut, Delaware, Florida, Georgia, Idaho, Illinois, Indiana, Iowa, Kansas, Kentucky, Louisiana, Maine, Maryland, Massachusetts, Michigan, Minnesota, Mississippi, Missouri, Montana, Nevada, New Hampshire, New Jersey, New Mexico, New York, North Carolina, North Dakota, Nebraska, Ohio, Oklahoma, Oregon, Pennsylvania, Rhode Island, South Carolina, South Dakota, Tennessee, Texas, Utah, Vermont, Virginia, Washington, West Virginia, Wisconsin and Wyoming.

MESOTRIONE 4SC may be applied aerially for preemergence or postemergence weed control in sugarcane only in the following states: Florida, Louisiana and Texas.

Applications must be made in a minimum of 2 gallons of water per acre.

SPRAY ADDITIVES POSTEMERGENCE ADJUVANTS

When an adjuvant is to be used with this product, the use of an adjuvant that meets the standards of the Chemical Producers and Distributors Association (CPDA) adjuvant certification program is recommended.

The following adjuvant recommendations are intended primarily for MESOTRIONE 4SC use in corn. Refer to the use directions section of each crop section for specific adjuvant recommendations.

POSTEMERGENCE APPLICATIONS TO FIELD CORN AND SEED CORN

For postemergence applications made after the crop has emerged, add crop oil concentrate (COC) to the spray solution at the rate of 1.0 gal./100 gals. of water (1.0% v/v). The use of a nonionic surfactant (NIS) at 1 qt./100 gallons of water (0.25% v/v) instead of COC is allowed, but the weed control achieved with COC is consistently better than NIS. The use of methylated seed oil (MSO) adjuvants or MSO blend adjuvants for postemergence applications of MESOTRIONE 4SC may cause severe crop injury to occur. Do not use MSO adjuvants for postemergence use unless directed for a specific tank mix under the MESOTRIONE 4SC TANK MIXTURES FOR CORN section of this label, or unless permitted by a supplemental MESOTRIONE 4SC label. In addition to COC, always add spray grade UAN (e.g., 28-0-0) to the spray solution at a rate of 2.5% (v/v) or AMS at 8.5 lb./100 gals. of spray solution, except if precluded elsewhere on this label or by a supplemental MESOTRIONE 4SC label.

POSTEMERGENCE APPLICATIONS TO SWEET CORN AND YELLOW POPCORN

Do not add UAN or AMS when making postemergence applications of MESOTRIONE 4SC to yellow popcorn or sweet corn, or severe crop injury may occur.

For postemergence applications to yellow popcorn and sweet corn, the use of a nonionic surfactant (NIS) instead of a crop oil concentrate (COC) is recommended, so as to minimize the risk of crop injury. A COC may be used, and will increase the level of weed control achieved, especially under dry growing conditions, but the risk of crop injury is increased significantly under lush growing conditions. For optimum control, the addition of atrazine is recommended wherever rotational or local atrazine restrictions allow.

PREEMERGENCE ADJUVANTS

For MESOTRIONE 4SC preplant or preemergence applications, and where weeds are present, the use of any adjuvant for agricultural use is permitted. In these situations, MSO type adjuvants are typically better than COC type adjuvants, which are typically better than NIS type adjuvants for enhancing weed control. UAN or AMS can be added and typically provides better weed control than not adding one of these. If MESOTRIONE 4SC is being tank mixed with another registered herbicide in this situation, refer to the tank mix partner label for adjuvant precautions and restrictions.

SPRAY EQUIPMENT

Cleaning Equipment after MESOTRIONE 4SC Application

Special attention must be given to cleaning equipment before spraying a crop other than corn. Mix only as much spray solution as needed.

1. Flush tank, hoses, boom, and nozzles with clean water.
2. Prepare a cleaning solution of 1 gal. of household ammonia per 25 gals. of water. Many commercial spray tank cleaners may be used.
3. Use a pressure washer to clean the inside of the spray tank with this solution.
4. Take care to wash all parts of the tank, including the inside top surface. If a pressure washer is not available, completely fill the sprayer with the cleaning solution to ensure contact of the cleaning solution with all internal surfaces of the tank and plumbing. Start agitation in the sprayer and thoroughly recirculate the cleaning solution for at least 15 minutes. All visible deposits must be removed from the spraying system.
5. Flush hoses, spray lines, and nozzles for at least 1 minute with the cleaning solution.
6. Dispose of rinsate from steps 1-3 in an appropriate manner.
7. Repeat steps 2-5.
8. Remove nozzles, screens, and strainers and clean separately in the ammonia solution after completing the above procedures.
9. Rinse the complete spraying system with clean water.

MIXING PROCEDURES

Refer to the Crop Use Directions sections of this label for recommended tank mixes.

It is the pesticide user's responsibility to ensure that all products are registered for the intended use. Read and follow the applicable restrictions and limitations and directions for use on all product labels involved in tank mixing. Users must follow the most restrictive directions for use and precautionary statements of each product in the tank mixture.

It is recommended that the compatibility of any tank mix combination be tested on a small scale such as a jar test before actual tank mixing.

RESTRICTION: This product cannot be mixed with any product containing a label prohibition against such mixing. Do not tank mix MESOTRIONE 4SC with any other insecticide, fungicide, fertilizer solution, or adjuvant not recommended on the label without testing compatibility, as poor mixing may result.

Follow the mixing instructions for adding MESOTRIONE 4SC to the spray tank:

1. Only use sprayers in good running condition with good agitation. Ensure the sprayer is cleaned according to instructions on the label of the product used prior to MESOTRIONE 4SC. For postemergence applications, use only clean water for the spray solution. Ensure that all in-line strainer and nozzle screens in the sprayer are 50- mesh or coarser. Do not use screens finer than 50-mesh.
2. Liquid fertilizer (excluding suspension fertilizers) may be used as the carrier for preemergence applications.
3. Begin to fill sprayer tank or premix tank with clean water and engage agitator. Agitation must be continued throughout the entire mixing and spraying procedure.
4. When the sprayer or premix tank is half full of water, add AMS and agitate until completely dispersed.
5. Next add MESOTRIONE 4SC slowly and agitate until completely dissolved. Wait at least 1 minute after the last of the MESOTRIONE 4SC has been added to the tank to allow for complete dispersion. A longer agitation period may be required to disperse MESOTRIONE 4SC when using cold water from sources such as deep drilled wells.
6. If tank mixing, add the tank mix product next.
7. Finally, add adjuvant and UAN, if needed, and then continue to fill tank to desired level with water.

WEEDS CONTROLLED

MESOTRIONE 4SC applied as directed in this label will control or partially control the weeds listed in Tables 1 and 2.

Where reference is made to weeds partially controlled, partial control can either mean erratic control (good to poor) or consistent control at a level below that generally considered acceptable for commercial weed control.

For best postemergence results, apply MESOTRIONE 4SC to actively growing weeds. Dry weather following preemergence application of MESOTRIONE 4SC may reduce residual weed control effectiveness. If irrigation is available, apply ½ to 1 inch of water after preemergence application. If irrigation is not available, a uniform shallow cultivation is recommended as soon as weeds emerge.

MESOTRIONE 4SC applied alone or in mixture with atrazine will not provide consistent or effective control of weeds identified as resistant to postemergence HPPD inhibiting herbicides.

Refer to the crop sections on this label for specific rates and use directions.

Table 1. Weeds Controlled With Postemergence Applications of MESOTRIONE 4SC

Weed Common Name	Weed Scientific Name	MESOTRIONE 4SC 3 fl. oz./A	MESOTRIONE 4SC 2.5-3.0 fl. oz./A + Atrazine ¹
		Apply to Weeds <5 Inches Tall ²	
Amaranth, palmer	<i>Amaranthus palmeri</i>	PC ³	C ³
Amaranth, powell	<i>Amaranthus powellii</i>	C	C
Amaranth, spiny	<i>Amaranthus spinosus</i>	C	C

(continued)

Weed Common Name	Weed Scientific Name	MESOTRIONE 4SC 3 fl. oz./A	MESOTRIONE 4SC 2.5-3.0 fl. oz./A + Atrazine ¹
		Apply to Weeds <5 Inches Tall ²	
Atriplex	<i>Chenopodium orach</i>	C	C
Broadleaf signalgrass	<i>Urochloa platyphylla</i>	C ³	C ³
Buckwheat, wild	<i>Polygonum convolvulus</i>	PC	PC
Buffalobur	<i>Solanum rostratum</i>	C	C
Burcucumber	<i>Sicyos angulatus</i>	PC	C ³
Carpetweed	<i>Mollugo verticillata</i>	C	C
Carrot, wild	<i>Daucus carota</i>	PC	C
Chickweed, common	<i>Stellaria media</i>	C	C
Cocklebur, common	<i>Xanthium strumarium</i>	C	C
Crabgrass, large	<i>Digitaria sanguinalis</i>	C ³	C ³
Dandelion	<i>Taraxacum officinale</i>	NC	PC
Dock, curly	<i>Rumex crispus</i>	PC	PC
Galinsoga	<i>Galinsoga parviflora</i>	C	C
Hemp	<i>Cannabis sativa</i>	C	C
Horsenettle	<i>Solanum carolinense</i>	PC	C
Jimsonweed	<i>Datura stramonium</i>	C	C
Horseweed (marestail)	<i>Conyza canadensis</i>	PC	C
Knotweed, prostrate	<i>Polygonum aviculare</i>	PC	PC
Kochia	<i>Kochia scoparia</i>	PC ³	C ³
Lambsquarters, common	<i>Chenopodium album</i>	C	C
Mallow, Venice	<i>Hibiscus trionum</i>	NC	C
Morningglory, entireleaf	<i>Ipomoea hederacea</i>	PC	C
Morningglory, ivyleaf	<i>Ipomoea hederacea</i>	PC	C
Morningglory, pitted	<i>Ipomoea lacunosa</i>	PC	C
Mustard, wild	<i>Brassica kaber</i>	C	C
Nightshade, black	<i>Solanum nigrum</i>	C	C
Nightshade, Eastern black	<i>Solanum ptycanthum</i>	C	C
Nightshade, hairy	<i>Solanum sarrachoides</i>	C	C
Nutsedge, yellow	<i>Cyperus esculentus</i>	PC	PC
Pigweed, redroot	<i>Amaranthus retroflexus</i>	C	C
Pigweed, smooth	<i>Amaranthus hybridus</i>	C	C
Pigweed, tumble	<i>Amaranthus albus</i>	C	C
Pokeweed, common	<i>Phytolacca americana</i>	PC	PC
Potatoes, volunteer	<i>Solanum spp.</i>	C	C
Pusley, Florida	<i>Richardia scabra</i>	C ³	C ³
Ragweed, common	<i>Ambrosia artemisiifolia</i>	PC	C
Ragweed, giant	<i>Ambrosia trifida</i>	C ³	C
Sesbania, hemp	<i>Sesbania exaltata</i>	C	C
Sida, prickly (teaweed)	<i>Sida spinosa</i>	NC	C ³
Smartweed, ladythumb	<i>Polygonum persicaria</i>	C ³	C

(continued)

Weed Common Name	Weed Scientific Name	MESOTRIONE 4SC 3 fl. oz./A	MESOTRIONE 4SC 2.5-3.0 fl. oz./A + Atrazine ¹
		Apply to Weeds <5 Inches Tall ²	
Smartweed, pale	<i>Polygonum lapathifolium</i>	C ³	C
Smartweed, Pennsylvania	<i>Polygonum pennsylvanicum</i>	C ³	C
Sunflower, common	<i>Helianthus annuus</i>	C	C
Thistle, Canada	<i>Cirsium arvense</i>	NC	PC
Velvetleaf	<i>Abutilon theophrasti</i>	C	C
Waterhemp, common	<i>Amaranthus rudis</i>	C ³	C
Waterhemp, tall	<i>Amaranthus tuberculatus</i>	C ³	C

¹MESOTRIONE 4SC tank mixture with atrazine is approved only for use on corn and sugarcane.

²Under certain situations weeds can be controlled at larger than listed sizes, however to protect crop yield, manage weed resistance and provide consistent control, treat weeds before they exceed 5 inches in height.

³Apply before weed exceeds 3 inches in height.

C = Control PC = Partial Control NC = Not Controlled

Table 2. Weeds Controlled With Preemergence Applications of MESOTRIONE 4SC

Common Name	Scientific Name	MESOTRIONE 4SC Applied Alone	MESOTRIONE 4SC + Atrazine ¹
Amaranth, palmer	<i>Amaranthus palmeri</i>	C	C
Amaranth, powell	<i>Amaranthus powellii</i>	C	C
Amaranth, spiny	<i>Amaranthus spinosus</i>	C	C
Broadleaf signalgrass	<i>Urochloa platyphylla</i>	PC	PC
Buffalobur	<i>Solanum rostratum</i>	C	C
Burclover, California	<i>Medicago polymorpha</i>	C	-
Carpetweed	<i>Mollugo verticillata</i>	C	C
Carrot, wild	<i>Daucus carota</i>	C	-
Chickweed, common	<i>Stellaria media</i>	C	C
Chickweed, mouseear	<i>Cerastium vulgatum</i>	C	-
Cocklebur, common	<i>Xanthium strumarium</i>	PC	C
Crabgrass, large	<i>Digitaria sanguinalis</i>	PC	PC
Dandelion, common (seedling)	<i>Taraxacum officinale</i>	C	-
Deadnettle, purple	<i>Lamium purpureum</i>	C	-
Dock, curly	<i>Rumex crispus</i>	C	-
Eveningprimrose, cutleaf	<i>Oenothera laciniata</i>	C	-
Fiddleneck, coast	<i>Amsinckia intermedia</i>	C	-
Filaree, redstem	<i>Erodium cicutarium</i>	C	-
Filaree, whitestem	<i>Erodium moschatum</i>	C	-
Fleabane, hairy	<i>Conyza bonariensis</i>	C	-
Galinsoga	<i>Galinsoga parviflora</i>	C	C
Geranium, Carolina	<i>Geranium carolinianum</i>	C	-
Groundcherry, smooth	<i>Physalis subglabrata</i>	C	-
Groundsel, common	<i>Senecio vulgaris</i>	C	-
Henbit	<i>Lamium amplexicaule</i>	C	-
Horsenettle	<i>Solanum carolinense</i>	PC	-
Horseweed/marestail	<i>Conyza canadensis</i>	C	-

(continued)

Common Name	Scientific Name	MESOTRIONE 4SC Applied Alone	MESOTRIONE 4SC + Atrazine ¹
Jimsonweed	<i>Datura stramonium</i>	C	C
Kochia	<i>Kochia scoparia</i>	PC	C
Lambsquarters, common	<i>Chenopodium album</i>	C	C
Lettuce, prickly	<i>Lactuca serriola</i>	C	-
Mallow, common	<i>Malva neglecta</i>	C	-
Mayweed, chamomile	<i>Anthemis cotula</i>	C	-
Morningglory, entireleaf	<i>Ipomoea hederacea</i>	PC	C
Morningglory, ivyleaf	<i>Ipomoea hederacea</i>	PC	C
Morningglory, pitted	<i>Ipomoea lacunosa</i>	PC	C
Nettle, burning	<i>Urtica urens</i>	C	-
Nightshade, eastern black	<i>Solanum ptycanthum</i>	C	C
Nightshade, hairy	<i>Solanum sarrachoides</i>	C	C
Pansy	<i>Viola tricolor</i>	C	-
Pigweed, redroot	<i>Amaranthus retroflexus</i>	C	C
Pigweed, smooth	<i>Amaranthus hybridus</i>	C	C
Pigweed, tumble	<i>Amaranthus albus</i>	C	C
Pineappleweed	<i>Matricaria matricariodes</i>	C	-
Puncturevine, common	<i>Tribulus terrestris</i>	C	-
Purslane, common	<i>Portulaca oleracea</i>	C	-
Pusley, common	<i>Richardia scabra</i>	PC	-
Ragweed, common	<i>Ambrosia artemisiifolia</i>	C	C
Ragweed, giant	<i>Ambrosia trifida</i>	PC	C
Redmaids	<i>Calandria caulescens</i>	C	-
Rocket, London	<i>Sisymbrium irio</i>	C	-
Shepherd's-purse	<i>Capsella bursa-pastoris</i>	C	-
Smartweed, ladysthumb	<i>Polygonum persicaria</i>	C	C
Smartweed, pale	<i>Polygonum lapathifolium</i>	C	C
Smartweed, Pennsylvania	<i>Polygonum pensylvanicum</i>	C	C
Sowthistle, annual	<i>Sonchus oleraceus</i>	C	-
Spanishneedles	<i>Bidens bipinnata</i>	C	-
Sunflower, common	<i>Helianthus annuus</i>	PC	C
Swinecress	<i>Coronopus didymus</i>	C	-
Tasselflower, red	<i>Emilia sonchifolia</i>	C	-
Velvetleaf	<i>Abutilon theophrasti</i>	C	C
Waterhemp, common	<i>Amaranthus rudis</i>	C	C
Vetch, common	<i>Vicia sativa</i>	C	-
Vetch, purple	<i>Vicia benghalensis</i>	PC	-
Waterhemp, tall	<i>Amaranthus tuberculatus</i>	C	C
Willowherb, panicle	<i>Epilobium brachycarpum</i>	C	-

¹MESOTRIONE 4SC tank mixture with atrazine is approved only for use on corn grain sorghum and sugarcane. Refer to the crop sections on this label for specific use directions.

C = Control PC = Partial Control

ROTATIONAL CROPS

When MESOTRIONE 4SC is applied as directed on this label, follow the crop rotation intervals in Table 3. If MESOTRIONE 4SC is tank mixed with other products, follow the most restrictive product's crop rotation interval.

Table 3. Time Interval Between MESOTRIONE 4SC Application and Replanting or Planting of Rotational Crop

Crop	Replant/Rotational Interval
Asparagus Corn (all types) Cranberry Flax Kentucky bluegrass grown for seed Millet, pearl Oats Rhubarb Ryegrass (perennial and annual) grown for seed Sorghum (grain and sweet) Sugarcane Tall fescue grown for seed	Anytime
Small grain cereals including wheat, barley and rye	4 Months
Alfalfa Blueberry Canola Cotton Currant Lingonberry Okra Peanuts Peas* Potato Rice Snap beans* Soybeans Sunflowers Tobacco	10 Months
Cucurbits Dry beans Red clover Sugar beets All other rotational crops	18 Months

*Plant these rotational crops only if the following criteria below have been met. If all criteria are not met, plant peas and snap beans a minimum of 18 months following MESOTRIONE 4SC application:

- A minimum of 20" of rainfall plus irrigation has been received between application and planting of the rotational crop.
- Soil pH is 6.0 or greater.
- Application of MESOTRIONE 4SC at 3 fl. oz./A or less applied no later than June 30 the year preceding rotational crop planting.
- No other HPPD herbicides (e.g., MESOTRIONE 4SC® Xtra, Halex® GT, Lexar® EZ, Lumax® EZ, Zemax®, Armezon™, Balance® Flexx, Capreno®, Corvus®, Impact®, or Laudis®) were applied the year prior to planting peas and snap beans.

ROTATIONAL CROP RESTRICTION:

- Do not plant peas or snap beans on sand, sandy loam or loamy sand soils in Minnesota or Wisconsin.

CROP USE DIRECTIONS

CORN

MESOTRIONE 4SC may be applied by ground for preemergence or postemergence weed control in field corn, seed corn, yellow popcorn, and sweet corn.

MESOTRIONE 4SC may also be applied aerially for preemergence or postemergence weed control only in the following states: Alabama, Arizona, Arkansas, Colorado, Connecticut, Delaware, Florida, Georgia, Hawaii, Idaho, Illinois, Indiana, Iowa, Kansas, Kentucky, Louisiana, Maine, Maryland, Massachusetts, Michigan, Minnesota, Mississippi, Missouri, Montana, Nebraska, Nevada, New Hampshire, New Jersey, New Mexico, New York, North Carolina, North Dakota, Ohio, Oklahoma, Oregon, Pennsylvania, Rhode Island, South Carolina, South Dakota, Tennessee, Texas, Utah, Vermont, Virginia, Washington, West Virginia, Wisconsin and Wyoming.

Refer to seed company recommendations for use on field corn inbred lines. Special adjuvant restrictions must be followed for postemergence applications of MESOTRIONE 4SC in yellow popcorn or sweet corn (see the SPRAY ADDITIVES section of this label).

Postemergence applications (after crop emergence) of MESOTRIONE 4SC may cause crop bleaching in some yellow popcorn and sweet corn hybrids. Crop bleaching is typically transitory and has no effect on final yield or quality. However, herbicide sensitivity in yellow popcorn and sweet corn varies widely, and all yellow popcorn and sweet corn hybrids have not been tested. Contact your popcorn or sweet corn company, Fieldman, or University Specialist about hybrid recommendations before making a postemergence application of MESOTRIONE 4SC to yellow popcorn or sweet corn. Do not include nitrogen based adjuvants (UAN or AMS) when making postemergence applications of MESOTRIONE 4SC to yellow popcorn or sweet corn.

Temporary crop response (transient bleaching) from postemergence applications to field corn may occur under extreme weather conditions or when the crop is suffering from stress. Field corn quickly outgrows these effects and develops normally.

CORN RESTRICTIONS:

- Do not apply more than a total of 7.7 fl. oz. (0.24 lb. mesotrione active ingredient) of MESOTRIONE 4SC per acre per year.
- Do not make more than 2 applications of MESOTRIONE 4SC per year.
- Do not exceed 3.0 fl. oz. (0.094 lb. a.i./A) in a single postemergence application.
- Do not make the second application of MESOTRIONE 4SC within 14 days of the first application.
- Do not feed or harvest forage, grain, or stover within 45 days after application.
- Do not apply MESOTRIONE 4SC to white popcorn or ornamental (Indian) corn.

Apply MESOTRIONE 4SC for the control of broadleaf and grass weeds listed in Tables 1 and 2.

Corn may be treated up to 30 inches tall or up to the 8-leaf stage of corn growth.

MESOTRIONE 4SC USED ALONE – POSTEMERGENCE

Apply MESOTRIONE 4SC at 3.0 fl. oz./A per application. Always add an appropriate adjuvant to the spray tank (see the SPRAY ADDITIVES section of this label).

For best results, apply MESOTRIONE 4SC to actively growing weeds. For a list of weeds controlled see Table 1. Susceptible weeds which emerge soon after application of MESOTRIONE 4SC may be controlled after they absorb the herbicide from the soil. MESOTRIONE 4SC will not control most grass weeds.

Two postemergence applications of MESOTRIONE 4SC may be made with the following restrictions.

RESTRICTIONS FOR POSTEMERGENCE APPLICATION TO CORN:

- Only one postemergence application may be made if MESOTRIONE 4SC has been applied preemergence.
- Do not exceed a total of two applications per year.
- Do not exceed a total of 7.7 fl. oz./A (0.24 lb. a.i./A) of MESOTRIONE 4SC per year.
- Do not make the second application within 14 days of the first application.
- Do not exceed a total of 6.0 fl. oz./A (0.19 lb. a.i./A) for the two postemergence applications.
- Do not harvest forage, grain, or stover within 45 days after application.

Application of MESOTRIONE 4SC at rates less than 3.0 fl. oz./A (0.094 lb. a.i./A) postemergence may result in incomplete weed control and loss of residual control.

If MESOTRIONE 4SC is applied postemergence to ground that received a preemergence application of a mesotrione-containing herbicide, atrazine must be tank mixed with MESOTRIONE 4SC.

If atrazine is mixed with MESOTRIONE 4SC, do not apply to corn that is more than 12 inches in height.

Corn may be treated up to 30 inches tall or up to the 8-leaf stage of corn growth.

MESOTRIONE 4SC USED ALONE – PREEMERGENCE

Apply MESOTRIONE 4SC alone at 6.0-7.7 fl. oz./A (0.188-0.24 lb. a.i./A) by ground sprayers in a spray volume of 10-30 gals. of water (up to 80 gals. if applied with liquid fertilizers) per acre for broadleaf weed control. For a list of weeds controlled, refer to Table 2. MESOTRIONE 4SC may be tank mixed with preemergence grass herbicides for grass control. Refer to the tank mix section for a list of partners.

MESOTRIONE 4SC TANK MIXTURES FOR CORN

MESOTRIONE 4SC may be tank mixed with other registered herbicides for improved spectrum of weed control in burndown, preemergence or postemergence applications. Additionally these tank mixtures can be used to include a different mode of action herbicide to help control or manage the development of resistant weed biotypes.

It is the pesticide user's responsibility to ensure that all products are registered for the intended use. Read and follow the applicable restrictions and limitations and directions for use on all product labels involved in tank mixing. Users must follow the most restrictive directions for use and precautionary statements of each product in the tank mixture.

Burndown Tank Mixtures in Corn

MESOTRIONE 4SC may be applied in tank mixture with other registered herbicides for burndown plus residual weed control.

For improved broadleaf weed control with limited residual control prior to planting corn and before corn emergence, apply MESOTRIONE 4SC at 3.0 fl. oz./A in tank mixes with Gramoxone® brands, Roundup® brands, Touchdown® brands, dicamba brands (e.g. Banvel®) and/or 2,4-D. For greater residual control, use 6.0-7.7 fl. oz./A of MESOTRIONE 4SC (see Table 2) with the above products. Use the adjuvant system recommended by the burndown herbicide. Refer to individual product labels for precautionary statements, restrictions, rates, approved uses, and a list of weeds controlled.

Preemergence Tank Mixtures in Corn

MESOTRIONE 4SC may be applied at a rate of 5.3-7.7 fl. oz./A in tank mixture with other registered herbicides (Table 4) for preemergence residual weed control. Refer to Table 2 for a list of weeds controlled by MESOTRIONE 4SC and MESOTRIONE 4SC plus Aatrex® applied preemergence.

Table 4. MESOTRIONE 4SC Tank Mixtures for Preemergence Application in Corn¹

AAtrex	Degree Xtra®	Harness Xtra® 5.6L
Bicep Lite II Magnum®	Dual II Magnum®	Keystone®
Bicep II Magnum®	Expert®	Keystone® LA
Cinch®	Fultime®	Outlook®
Cinch® ATZ	Guardsman Max™	Prowl®
Cinch® ATZ Lite	Harness®	Surpass® EC
Degree®	Harness Xtra®	TopNotch®

¹Refer to individual product labels for precautionary statements, restrictions, rates, approved uses, and a list of weeds controlled.

Postemergence Tank Mixtures in Corn

The tank mixtures with MESOTRIONE 4SC identified in Table 5 may be applied postemergence to corn (i.e., after corn has emerged). Unless specified otherwise on this label or an Albaugh LLC supplemental label, do not apply MESOTRIONE 4SC at less than 3.0 fl. oz./A. Application of MESOTRIONE 4SC at rates less than 3.0 fl. oz. (0.094 lb. ai/A) postemergence may result in a loss of residual control.

Always add an appropriate adjuvant to the spray tank (see the SPRAY ADDITIVES section of this label). Refer to individual product labels for precautionary statements, restrictions, rates, approved uses, and a list of weeds controlled. Not all of the tank mix pesticides listed are registered for field corn, yellow popcorn, or sweet corn.

Table 5. MESOTRIONE 4SC Tank Mixtures for Postemergence Application in Corn

Tank-Mix Partners ¹	Directions
AAtrex® 4L AAtrex® Nine-O®	Refer to Table 1 on this label for application rates and weeds controlled.
Accent® Accent® Q	Use this mixture for additional grass control. Refer to product label for list of weeds controlled.
Basagran®	Use this mixture for additional broadleaf weed control. Refer to product label for list of weeds controlled.
Basis® Basis Gold®	Use this mixture for additional weed control. Refer to product label for list of weeds controlled.
Bicep II Magnum Bicep Lite II Magnum	When using these tank mixtures, it is recommended to leave the nitrogen based adjuvant (UAN or AMS) out of the mixture or apply as a post-directed spray to minimize contact with crop foliage. To further reduce the risk of crop injury, the user may also leave out the crop oil concentrate (COC), or replace it with a nonionic surfactant (NIS). In all cases, the control of emerged weeds may be reduced somewhat due to less than optimum adjuvant effect or weed coverage.
Buctril® Moxy®	Use this mixture for additional broadleaf weed control. Add Buctril (2 lb./gal.) or Moxy (2 lb./gal.) or Buctril (4 lb./gal.) at a rate specified on the label.
Expert	For use only in glyphosate tolerant corn (e.g. Agrisure® GT, Roundup Ready®). Application of this mixture to a corn hybrid that is not glyphosate tolerant will result in crop death. Do not add urea ammonium nitrate (UAN) or methylated seed oil (MSO) type adjuvants to this tank mixture or crop injury may occur.
Ignite® Ignite® 280 SL	Use this tank mixture only on corn designated as LibertyLink® or warranted as being tolerant to glufosinate. Application of this mixture to a corn hybrid that is not glufosinate tolerant will result in severe crop injury or death. Do not use crop oil concentrate (COC) as an adjuvant for this mixture or severe crop injury may occur.
Lightning®	For use only on corn designated as Clearfield® corn or warranted by BASF as being tolerant to Lightning Herbicide. Application of this mixture to a corn hybrid that is not Lightning tolerant will result in severe crop injury or death. Do not use a Methylated Seed Oil (MSO), or an MSO blend with this mixture or severe crop injury may result.
Northstar®	Use this mixture for additional weed control. Refer to product label for list of weeds controlled.
Peak®	Use this mixture for additional weed control. Refer to product label for list of weeds controlled.
Spirit®	Use this mixture for additional weed control. Refer to product label for list of weeds controlled.
Steadfast® Steadfast® ATZ Steadfast® Q	Use this mixture for additional weed control. Refer to product label for list of weeds controlled.
Stout®	Use this mixture for additional weed control. Refer to product label for list of weeds controlled.

(continued)

Tank-Mix Partners ¹	Directions
Touchdown Roundup Solo glyphosate products	For use only in glyphosate tolerant corn (e.g. Agrisure GT, Roundup Ready). Application of this mixture to a corn hybrid that is not glyphosate tolerant will result in crop death. Add spray-grade ammonium sulfate (AMS) at a rate that delivers 8.5-17.0 lbs. of AMS/100 gallons of water. If the glyphosate product label calls for an adjuvant in addition to AMS, add a non-ionic surfactant (NIS) at 0.25-0.5% v/v (1-2 quart/100 gallons). Do not add urea ammonium nitrate (UAN), crop oil concentrate (COC), or methylated seed oil (MSO) type adjuvants to this tank mixture or crop injury may occur.

¹Refer to individual product labels for precautionary statements, restrictions, rates, approved uses, and a list of weeds controlled.

ASPARAGUS

MESOTRIONE 4SC can be applied broadcast or banded at a rate of 3.0-7.7 fl. oz./A to asparagus as a spring application prior to spear emergence, as a post-harvest application (after final harvest), or both.

Use the 3.0 fl. oz./A rate for postemergence control or partial control of the emerged weeds listed in Table 1. Use the 6.0-7.7 fl. oz./A rate for preemergence control or partial control of the weeds listed in Table 2. For banded applications, the application must be made to account for band width, i.e. to deliver 3.0-7.7 fl. oz. per treated acre. For the best preemergence weed control with spring applications, MESOTRIONE 4SC must be applied after fern mowing, disking or other tillage operation but prior to asparagus spear emergence.

When making post-harvest applications, the rate applied preemergence in the spring must be taken into account so as not to exceed the 7.7 fl. oz./A/year rate limit. Post-harvest applications must be made in a way that minimizes contact with any standing asparagus spears or ferns and maximizes contact with the weeds and/or soil, e.g. by using a directed or semi-directed type application, or crop injury may occur. With post-harvest applications, the use of an adjuvant will increase the risk of crop injury.

If weeds are emerged at the time of the MESOTRIONE 4SC application, the addition of a crop oil concentrate (COC) type adjuvant at the rate of 1% v/v or a nonionic surfactant (NIS) at the rate of 0.25% v/v is recommended. In addition to COC or NIS, a spray grade UAN (e.g. 28-0-0) at the rate of 2.5% v/v or ammonium sulfate (AMS) at the rate of 8.5 lb./100 gallons of spray solution may be added for improved burndown of emerged weeds. If weeds have not yet emerged, no adjuvant is recommended.

ASPARAGUS RESTRICTIONS:

- Do not apply more than 7.7 fl. oz./A (0.24 lb. a.i./A) of MESOTRIONE 4SC per year.
- Do not make more than two MESOTRIONE 4SC applications per year.

BLUEGRASS, RYEGRASS (ANNUAL AND PERENNIAL) AND TALL FESCUE GROWN FOR SEED

MESOTRIONE 4SC can be applied to bluegrass, annual ryegrass, perennial ryegrass, or tall fescue which is grown for seed. MESOTRIONE 4SC can be applied as a preemergence application to bare soil (new seeding) or as a postemergence application to an emerged grass crop.

Preemergence Application: Apply MESOTRIONE 4SC as a broadcast, surface spray at a rate of 6.0 fl. oz./A to a newly seeded crop. The MESOTRIONE 4SC application must be made prior to crop and weed emergence. Rainfall or irrigation as the newly seeded grass crop emerges from the soil may increase the risk of injury from MESOTRIONE 4SC. Grass crop injury symptoms include temporary bleaching of newly emerged leaves, or in extreme conditions, stunting. For a list of preemergence weeds controlled or partially controlled see Table 2. In addition to the weeds listed in Table 2, MESOTRIONE 4SC applied preemergence will control mannagrass.

Postemergence Application: Apply MESOTRIONE 4SC as a broadcast postemergence spray at a rate of 3.0-6.0 fl. oz./A to emerged bluegrass, perennial ryegrass or tall fescue grown for seed. Use the 3.0 fl. oz./A rate for postemergence control or partial control of the weeds listed in Table 1. In addition to the weeds listed in Table 2, MESOTRIONE 4SC applied postemergence will control mannagrass (up to 3 tillers).

Use the 6.0 fl. oz./A rate for postemergence weed control plus extended residual weed control (see Table 2). The addition of a crop oil concentrate type adjuvant at 1% v/v or a nonionic surfactant (NIS) type adjuvant at a rate of 0.25% v/v is recommended. Postemergence applications of MESOTRIONE 4SC may result in temporary bleaching of the grass crop.

In addition to COC or NIS, a spray grade UAN (e.g. 28-0-0) at the rate of 2.5% v/v or ammonium sulfate (AMS) at the rate of 8.5 lb./100 gallons of spray solution may also be added for improved control of emerged weeds. The addition of UAN or AMS will improve consistency of postemergence weed control but will also increase the risk of grass crop injury, especially at MESOTRIONE 4SC rates greater than 3.0 fl. oz./A. If grass crop injury is a concern, do not add UAN or AMS to the spray solution.

Tank mixing other pesticides with MESOTRIONE 4SC postemergence may increase the risk of crop injury. Avoid adding pesticides with emulsifiable concentrate (EC) type formulations to MESOTRIONE 4SC for applications made postemergence to the crop.

GRASS GROWN FOR SEED RESTRICTIONS:

- Do not harvest the grass crop for seed or straw within 60 days following the application of MESOTRIONE 4SC.
- Do not graze or feed forage for treated areas within 14 days following harvest of seed or straw and at least 74 days after application of MESOTRIONE 4SC.
- Do not make more than two applications of MESOTRIONE 4SC per year.
- Do not apply more than 6 fl. oz./A (0.187 lb. a.i./A) in a single application and not more than 9 fl. oz./A (0.28 lb. a.i./A) of MESOTRIONE 4SC per year.
- Applications of MESOTRIONE 4SC to grasses grown for seed species not listed on this label

BUSH AND CANEBERRIES (CROP GROUP 13-07A and 13-07B)

Note: Not all cultivars and types of berries that are included within the Environmental Protection Agencies definition of bush and caneberreries (Crop Subgroups 13-07A and 13-07B) have been tested and shown to have adequate crop safety to MESOTRIONE 4SC Herbicide. Those that have been tested, and are believed to be reasonably fit, are listed below along with use directions for that crop. If MESOTRIONE 4SC is used on bush or caneberreries not listed below, severe crop injury may occur.

MESOTRIONE 4SC may be applied as a pre-bloom post-directed spray in high bush blueberry, lingonberry, red currant, black currant, black raspberry, red raspberry, and blackberry. For a list of weeds controlled see Tables 1 and 2. MESOTRIONE 4SC may be applied in bush or caneberreries at a rate up to 6 fl. oz./A.

If a split application weed control program is desired, 3 fl. oz./A followed by 3 fl. oz./A may be used. The use of a crop oil concentrate (COC) type adjuvant at the rate of 1% v/v is recommended, but avoid using COC adjuvants that are injurious to bush or caneberry leaves.

In low bush blueberries, MESOTRIONE 4SC may only be applied in the non-bearing year. This application may be a broadcast application. Up to 6 fl. oz./A of MESOTRIONE 4SC may be applied in a single application, or 3 fl. oz./A followed by 3 fl. oz./A if used in a split application program. The use of a crop oil concentrate (COC) type adjuvant at 1% v/v is recommended. Applications of MESOTRIONE 4SC during dry weather conditions and/or temperatures above 85° can cause injury to Lowbush blueberries. Applications of MESOTRIONE 4SC can cause yellowing or necrosis of leaves and under severe conditions, leaf drop may occur especially on "Sourtop" variety blueberries.

RESTRICTIONS FOR BUSH AND CANEBERRY:

- Do not make more than two applications per crop per year.
- Do not make more than 6 fl. oz./A (0.187 lb ai/A) in total per year.
- If two applications are made, they must be made no closer than 14 days apart.
- Do not apply MESOTRIONE 4SC to bush or caneberreries after the onset of the bloom stage or illegal residues may occur.

CITRUS FRUIT, POME FRUIT, STONE FRUIT AND TREE NUTS

MESOTRIONE 4SC may be used for postemergence and residual control of weeds listed in Tables 1 and 2 in the following groups.

Citrus fruit (Australian desert lime, Australian finger lime, Australian round lime, Brown River finger lime, calamondin, citron, citrus hybrids, grapefruit, Japanese summer grapefruit, kumquat, lemon, lime, Mediterranean mandarin, sour orange, sweet orange, pummelo, Russell River lime, Satsuma mandarin, sweet lime, Tachibana orange, Tahiti lime, tangelo, tangerine (Mandarin), tangor, trifoliate orange, uniq fruit, cultivars, Pome fruit (apple, azarole, crabapple, loquat, mayhaw, medlar, pear, Asian pear, quince, Chinese quince, Japanese quince, tejocote, cultivars, varieties and/or hybrids of these)

Stone fruit (apricot, Japanese apricot, capulin, black cherry, Nanking cherry, sweet cherry, tart cherry, Chinese jujube, nectarine, peach, plum, American plum, beach plum, Canada plum, cherry plum, Chickasaw plum, Damson plum, Japanese plum, Klamath plum, prune plum, plumcot, sloe, cultivars, varieties and/or hybrids of these)

Tree nuts (African nut-tree, almond, beech nut, Brazil nut, Brazilian pine, bunya, bur oak, butternut, Cajou nut, candlenut, cashew, chestnut, chinquapin, coconut, Coquito nut, Dika nut, ginkgo, Guiana chestnut, hazelnut (filbert), heartnut, hickory nut, Japanese horse-chestnut, macadamia nut, Mongongo nut, monkey-pot, monkey puzzle nut, Okari nut, Pachira nut, peach palm nut, pecan, pequi, pili nut, pine nut, pistachio, Sapucaia nut, tropical almond, black walnut, English walnut, yellowhorn, cultivars, varieties and/or hybrids of these)

CITRUS PRECAUTIONS

1. To avoid crop injury, apply the spray to the grove or orchard floor and to the weeds, avoiding contact with crop foliage, stems or fruit. Contact of MESOTRIONE 4SC with the crop may result in bleaching injury that is typically temporary. Use trunk guards to protect plants until adequate bark has developed.
2. Specified rates are based on broadcast treatment. For band applications around trees in fruit or nut plantings, reduce the broadcast rate of MESOTRIONE 4SC and carrier per acre in proportion to the area actually sprayed. (See Banded Applications Section.)

CITRUS RESTRICTIONS:

- MESOTRIONE 4SC can only be applied in pome fruit, stone fruit and nut trees that have been established for a minimum of 12 months. MESOTRIONE 4SC can be applied in citrus trees or plantings that are less than 12 months old and are exhibiting normal growth and vigor.
- Do not apply in orchards that are stressed due to poor weather or other abiotic factors.
- Do not exceed a total of 12 fl oz per acre (0.376 lb ai/A) of MESOTRIONE 4SC per year or in a 12-month period.
- Do not exceed 6 fl oz per acre (0.188 lb ai/A) of MESOTRIONE 4SC for the first application.
- Do not exceed 3 applications per year or in a 12-month period.
- Allow at least 5 months between applications of MESOTRIONE 4SC at 6 fl oz/A, and at least 6 weeks between applications of 6 fl oz/A, and subsequent applications of 3 fl oz/A. (Applications must follow one of the four programs listed in Table 6 below.)
- Do not harvest pome fruit, stone fruit or tree nuts within 30 days after application.
- Do not harvest citrus fruit within 1 day after application.
- Do not use on soils with greater than 20% gravel.
- Do not apply MESOTRIONE 4SC through any type of irrigation system.
- Do not apply MESOTRIONE 4SC by air.

Spray Additives

For application to emerged weeds, the use of crop oil concentrate (COC) type adjuvant at 1% v/v or non-ionic surfactant (NIS) at 0.25% v/v is recommended. Addition of ammonium sulfate or other nitrogen-based adjuvants will increase efficacy when used in combination with COC or NIS. For more information see Spray Additives section on this label.

Banded Applications

When applying a row or banded treatment of MESOTRIONE 4SC, the following formula may be used to calculate the amount per acre:

$\frac{\text{band width in inches}}{\text{row width in inches}} \times \text{broadcast rate per acre} = \text{Amount needed per acre of field}$

Tank Mix Instructions

It is the pesticide user's responsibility to ensure that all products are registered for the intended use. Read and follow the applicable restrictions and limitations and directions for use on all product labels involved in tank mixing. Users must follow the most restrictive directions for use and precautionary statements of each product in the tank mixture.

MESOTRIONE 4SC may be mixed and applied in combination with most commonly used herbicides registered for use in the approved crops in order to expand the postemergence (Gramoxone SL 2.0, Touchdown Total, Touchdown HiTech, Rely® 280 or GoalTender®) or residual (Princep®, Solicam®, Matrix®, Surflan®, GoalTender, Prowl H₂O, Karmex®, Hyvar®, Krovar® or Alion®) weed control spectrum. These tank mixtures can be used to help control or manage the development of resistant weeds. The application of mixtures or sequences of effective herbicides, with different sites of action, can provide the diversity needed for management of herbicide resistance.

Refer to individual product labels for precautionary statements, restrictions, rates, approved uses and a list of weeds controlled.

Weed Control (Table 1 and 2)

MESOTRIONE 4SC provides both postemergence and preemergence control of susceptible weeds. Best control is obtained if postemergence applications are made before weeds reach 5 inches in height (Table 1) or before germination of seed for preemergence control (Table 2). Rainfall or irrigation soon after application will enhance preemergence activity.

Use Directions

Apply as a directed or shielded spray. Avoid contact with trunk surfaces, fruit or crop foliage. Do not apply when nuts or fruits are on the ground at harvest. Ensure that the soil is settled, firm and relatively free of debris at time of application. Also ensure that the soil is free of depressions around trees where rain or irrigation water can concentrate. Apply the first application of MESOTRIONE 4SC in late fall/early winter or spring and subsequent applications utilizing one of the programs noted in the Table 6.

Table 6. MESOTRIONE 4SC Application Programs, Rates and Intervals

Program	Application Rate (fl oz/A)			Application Interval (wk)
	1st Application	2nd Application	3rd Application	
1	6	6	-	20
2	6	3	-	6
3	6	3	3	6
4	3	3	3	6

For optimum postemergence weed control, apply MESOTRIONE 4SC to actively growing weeds in tank mixture with burndown herbicides such as: Gramoxone SL 2.0, and glyphosate products such as: Touchdown Total or Touchdown HiTech, Rely 280 or GoalTender before weeds exceed 5 inches in height.

For effective residual weed control, MESOTRIONE 4SC must be moved into the weed seed germination zone. For preemergence weed control, apply MESOTRIONE 4SC before rainfall or irrigation. For optimum residual control MESOTRIONE 4SC can be tank-mixed with herbicides such as: Princep, Solicam, Matrix, Goal Tender, Prowl, Karmex, Hyvar, Krovar or Alion, where approved for use.

Subsequent application(s) of MESOTRIONE 4SC can be made alone or in tank mixture, with the herbicides noted above, if weed emergence occurs.

Refer to individual product labels for precautionary statements, restrictions, rates, approved uses and a list of weeds controlled.

Apply MESOTRIONE 4SC in a spray volume of 10-40 gal/A.

Refer to individual product labels for precautionary statements, restrictions, rates, approved uses and a list of weeds controlled.

CRANBERRY

MESOTRIONE 4SC may be applied to bearing or non-bearing cranberry beds for control or suppression of bog St. John's wort (*Hypericum bore-ala*), rushes (*Juncus canadensis*, *J. effusus*, *J. bufonius*, *J. tenuis*), sedges spp. (*Carex* spp.), yellow loosestrife (*Lysimachia terrestris*) and silverleaf (*Potentilla pacifica*) in addition to the weeds listed in Tables 1 and 2.

MESOTRIONE 4SC may be applied in cranberries at a rate up to 8 fl. oz./A.

The use of a crop oil concentrate (COC) type adjuvant at 1% v/v or non-ionic surfactant (NIS) at 0.25% v/v is recommended. MESOTRIONE 4SC may be applied through irrigation systems (chemigation) including center pivot or solid set.

RESTRICTIONS FOR CRANBERRY:

- Apply no more than two applications per crop per year
- Do not apply more than 16 fl. oz./A (0.5 lb ai/A) in total per year.
- If two applications are made, they must be made no closer than 14 days apart.
- In non-bearing cranberries, make the MESOTRIONE 4SC application(s) after the bud break stage, but not less than 45 days before flooding in fall or winter.
- In bearing cranberries, make the MESOTRIONE 4SC application(s) after the bud break stage, but not less than 45 days prior to flooding or harvest.
- Do not use COC adjuvants that are injurious to cranberry leaves.

CHEMIGATION – Sprinkler Irrigation Application for Cranberry Only

Check the irrigation system to ensure uniform application of water to all areas. Thorough coverage of foliage is required for good control. Good agitation in the pesticide supply tank should be maintained prior to and during the entire application period. Apply by injecting the specified rate of MESOTRIONE 4SC herbicide into the irrigation system using a metering device that will introduce a constant flow and by distributing the product to the target areas in 0.1-0.2 acre-inch of water. In general, use the least amount of water in this range required for proper distribution and coverage.

Once the application is completed, flush the entire irrigation and injection system with clean water before stopping the system. In addition to the above recommendations, if application is being made during a normal irrigation set of a stationary sprinkler, the specified rate of MESOTRIONE 4SC herbicide for the area covered should be injected into the system only during the end of the irrigation set for sufficient time to provide adequate coverage and product distribution.

Chemigation Use Precautions – Sprinkler Irrigation Application

1. Apply this product only through sprinkler irrigation systems including center pivot or solid set. Do not apply this product through any other type of irrigation system.
2. Crop injury, lack of effectiveness, or illegal pesticide residues in the crop can result from nonuniform distribution of treated water.
3. If you have any questions about calibration, you should contact State Extension Service Specialists, equipment manufacturers or other experts.
4. Do not connect an irrigation system (including greenhouse systems) used for pesticide application to a public water system. Public water system means a system for the provision to the public of piped water for human consumption if such system has at least 15 service connections or regularly serves an average of at least 25 individuals daily at least 60 days out of the year.
5. A person knowledgeable of the chemigation system and responsible for its operation or under the supervision of the responsible person shall shut the system down and make necessary adjustments should the need arise.
6. The system must contain a functional check valve, vacuum relief valve, and low pressure drain appropriately located on the irrigation pipeline to prevent water source contamination from back-flow.
7. The pesticide injection pipeline must contain a functional, automatic, quick-closing check valve to prevent the flow of fluid back toward the injection pump.
8. The pesticide injection pipeline must also contain a functional, normally closed, solenoid-operated valve located on the intake side of the injection pump and connected to the system interlock to prevent fluid from being withdrawn from the supply tank when the irrigation system is either automatically or manually shut down.
9. The system must contain functional interlocking controls to automatically shut off the pesticide injection pump when the water pump motor stops.
10. The irrigation line or water pump must include a functional pressure switch which will stop the water pump motor when pressure decreases to the point where pesticide distribution is adversely affected.
11. Systems must use a metering pump, such as a positive displacement injection pump (e.g. diaphragm pump) effectively designed and constructed of materials that are compatible with pesticides and are capable of being fitted with a system interlock.
12. Any alternatives to the above required safety devices must conform to the list of EPA approved alternative devices.
13. Do not apply when wind speed favors drift beyond the area intended for treatment or nonuniform distribution of treated water.

ADDITIONAL RESTRICTIONS FOR CRANBERRY CHEMIGATION:

- 1) Do not apply directly to water or areas where surface water is present outside the bog system.
- 2) Do not contaminate water when disposing of equipment wash water or rinsate.
- 3) Do not apply within 10 feet of surface water outside the bog system.
- 4) Do not spray to runoff.

FLAX

MESOTRIONE 4SC may be applied preemergence in flax, i.e. after planting but before crop emergence, at a rate up to 6 fl. oz./A. For a list of weeds controlled see Tables 1 and 2. If weeds are emerged at the time of application, the use of a crop oil concentrate (COC) type adjuvant at the rate of 1% v/v is recommended. In addition, a spray grade UAN (e.g., 28-0-0) at the rate of 2.5% (v/v) or AMS at the rate of 8.5 lb./100 gals. of spray solution may be added to improve the burndown of existing weeds. Applications of MESOTRIONE 4SC to emerged flax can result in severe crop injury.

RESTRICTIONS FOR FLAX:

- Do not apply more than one application, and not more than 6 fl. oz./A, (0.187 lb ai/A) per crop or per year in flax.

OATS

MESOTRIONE 4SC can be applied preemergence or postemergence (but not both) for weed control in oats.

For preemergence control or partial control of the weeds listed in Table 2, apply MESOTRIONE 4SC broadcast at a rate of 6.0 fl. oz./A prior to oat emergence. For best preemergence weed control, the MESOTRIONE 4SC application must be made prior to weed emergence.

For postemergence (after oat emergence) control or partial control of the weeds listed in Table 1, apply MESOTRIONE 4SC at a rate of 3.0 fl. oz./A. For best results, MESOTRIONE 4SC must be applied to emerged weeds that are less than 5" tall. Postemergence applications of MESOTRIONE 4SC may result in temporary injury of the oat crop. Injury symptoms may include leaf bleaching, leaf burn and in extreme conditions, stunting.

If emerged weeds are present at the time of the MESOTRIONE 4SC application, the addition of a crop oil concentrate (COC) type adjuvant at a rate of 1% v/v or a nonionic surfactant (NIS) type adjuvant at a rate of 0.25% v/v is recommended. In addition to COC or NIS, a spray grade UAN (e.g. 28-0-0) at the rate of 2.5% v/v or ammonium sulfate (AMS) at the rate of 8.5 lb./100 gallons of spray solution may be added for improved weed control. If emerged weeds are not present at the time of the MESOTRIONE 4SC application, no additives are recommended. If oat injury is a concern, eliminating the use of UAN or AMS will reduce the risk for postemergence crop injury. Additionally, the use of NIS instead of COC will also reduce the oat injury risk. However, weed control is also reduced if UAN or AMS is eliminated and when switching from COC to NIS.

Tank mixing other pesticides with MESOTRIONE 4SC postemergence may increase the risk of injury. Avoid adding pesticides with emulsifiable concentrate (EC) type formulations to MESOTRIONE 4SC for applications made postemergence to the crop.

RESTRICTIONS FOR OATS:

- Do not graze or feed forage from treated areas within 30 days following an application of MESOTRIONE 4SC.
- Do not harvest oats within 50 days following the application of MESOTRIONE 4SC.
- Do not make more than one application of MESOTRIONE 4SC per year.
- Do not apply MESOTRIONE 4SC preemergence (prior to oat emergence) at more than 6.0 fl. oz./A/year (0.187 lb ai/A).
- Do not apply MESOTRIONE 4SC postemergence at more than 3.0 fl. oz./A/year.
- If the oat crop treated with MESOTRIONE 4SC is lost or destroyed, oats may be replanted immediately. If MESOTRIONE 4SC was applied to the lost oat crop, no additional MESOTRIONE 4SC can be applied to the replanted oat crop.

OKRA

MESOTRIONE 4SC can be applied as a row-middle or a hooded post-direct treatment (but not both) for weed control in okra.

Preemergence row-middle application: Apply MESOTRIONE 4SC at a rate of 6.0 fl. oz./A as a banded application to the row middles prior to weed emergence. For this banded application, leave one foot of untreated area over the okra row or 6" to each side of the planted row. For banded applications, the application must be made to account for band width, i.e. to deliver 6.0 fl. oz. per treated acre. Injury risk is greatest on coarse textured soils (sand, sandy loam or loamy sand).

Postemergence hooded application: Apply MESOTRIONE 4SC at a rate of 3.0 fl. oz./A as a postemergence directed application using a hooded sprayer for control or partial control of the weeds listed in Table 1. Okra must be at least 3" tall at the time of this application. It is recommended that a nonionic surfactant (NIS) type adjuvant at a rate of 0.25% v/v be added to the spray solution. For postemergence hooded applications, the spray equipment must be set up to minimize the amount of MESOTRIONE 4SC that contacts the okra foliage or crop injury will occur. For best postemergence results, MESOTRIONE 4SC must be applied to actively growing weeds.

RESTRICTIONS FOR OKRA:

- Do not harvest okra within 28 days following the application of MESOTRIONE 4SC.
- Do not apply MESOTRIONE 4SC directly over the planted okra row or severe crop injury may occur.
- Do not make more than one application of MESOTRIONE 4SC per okra crop.
- Do not apply MESOTRIONE 4SC as a row-middle application at more than 6.0 fl. oz. (0.187 lb ai) per treated acre per year.
- Do not apply MESOTRIONE 4SC as a post-directed application at more than 3.0 fl. oz. (0.093 lb ai) per acre per year.
- Do not apply MESOTRIONE 4SC as a broadcast preemergence or broadcast postemergence application to okra or severe injury will occur.
- If the okra crop treated with MESOTRIONE 4SC is lost or destroyed, okra can be replanted only in the soil band that was not treated with MESOTRIONE 4SC.

PEARL MILLET

MESOTRIONE 4SC may be applied preemergence in pearl millet, i.e. after planting but before crop emergence, at a rate up to 6 fl. oz./A. For a list of weeds controlled see Table 2. If weeds are emerged at the time of application, the use of a crop oil concentrate (COC) type adjuvant at the rate of 1% v/v is recommended. In addition, a spray grade UAN (e.g., 28-0-0) at the rate of 2.5% (v/v) or AMS at the rate of 8.5 lb./100 gals. of spray solution may be added to improve the burndown of existing weeds. Applications of MESOTRIONE 4SC to emerged pearl millet can result in severe crop injury.

RESTRICTIONS FOR PEARL MILLET:

- Do not apply more than one application, and not more than 6 fl. oz./A (0.187 lb ai) per crop or per year in pearl millet.

RHUBARB

MESOTRIONE 4SC can be applied prior to crop emergence for weed control in established rhubarb.

Apply MESOTRIONE 4SC at a rate of 6.0 fl. oz./A to dormant (prior to any spring green-up) rhubarb for control or partial control of the weeds listed in Table 2. If weeds are emerged at the time of application, it is recommended that a crop oil concentrate (COC) type adjuvant at 1% v/v or a nonionic surfactant (NIS) type adjuvant at a rate of 0.25% v/v be added to the spray solution. Applications of MESOTRIONE 4SC to rhubarb that is not dormant may result in a temporary bleaching symptomology. Rainfall or irrigation after the MESOTRIONE 4SC application may increase the risk of injury to emerging rhubarb.

RESTRICTIONS FOR RHUBARB:

- Do not harvest rhubarb within 21 days following the application of MESOTRIONE 4SC.
- Do not make more than one application of MESOTRIONE 4SC per year.
- Do not apply MESOTRIONE 4SC at more than 6.0 fl. oz./A/year (0.187 lb ai).

SORGHUM (GRAIN AND SWEET)

Preemergence Application: MESOTRIONE 4SC can be applied preemergence or preplant non-incorporated up to 21 days before planting sorghum for control or partial control of the weeds listed in Table 2.

Apply MESOTRIONE 4SC preemergence at a rate of 6.0-6.4 fl. oz./A as a broadcast non-incorporated application prior to sorghum emergence. Applying MESOTRIONE 4SC less than 7 days before sorghum planting will increase the risk of crop injury, especially if irrigation or rainfall is received following the application. Injury symptoms include temporary bleaching of newly emerging sorghum leaves. Applying MESOTRIONE 4SC more than 7 days (but not more than 21) prior to planting will reduce the risk of crop injury.

If MESOTRIONE 4SC is applied prior to planting, minimize disturbance of the herbicide treated soil barrier during the planting process in order to lessen the potential for weed emergence.

If emerged weeds are present at the time of the preemergence application, it is recommended that a nonionic surfactant (NIS) type adjuvant at a rate of 0.25% v/v or a crop oil concentrate (COC) type adjuvant at a rate of 1% v/v be added to the spray solution. In addition to COC or NIS, a spray grade UAN at a rate of 2.5% v/v or ammonium sulfate (AMS) at a rate of 8.5 lb./100 gallons of spray solution can be added to the spray solution.

RESTRICTIONS FOR SORGHUM PRE-EMERGENCE APPLICATION:

- Do not apply more than 6.4 fl. oz./A (0.20 lb ai/A) of MESOTRIONE 4SC per year.
- Do not make more than one pre-emergence application per year.
- Do not apply MESOTRIONE 4SC to emerged sorghum or severe crop injury may occur.
- Do not use MESOTRIONE 4SC in the production of forage sorghum, sudangrass, sorghum-sudangrass hybrids, or dual purpose sorghum.
- Do not apply MESOTRIONE 4SC to sorghum that is grown on coarse textured soils (e.g. sandy loam, loamy sand, sand).
- In the State of Texas, do not apply MESOTRIONE 4SC to sorghum grown south of Interstate 20 (I-20) or east of Highway 277.

Post-Directed: MESOTRIONE 4SC can be applied post-directed to grain sorghum for control or partial control of the weeds listed in Table 1. For best results, apply MESOTRIONE 4SC to actively growing weeds.

Apply MESOTRIONE 4SC at a rate of 3 fl. oz./A as a post-directed application when the grain sorghum is a minimum of 8 inches tall. Make the application by directing the spray between the crop rows and towards the base of the grain sorghum plant. Direct application of MESOTRIONE 4SC onto grain sorghum foliage can result in crop injury including temporary bleaching. If crop injury does occur, newly emerging leaves following application are typically unaffected.

It is recommended that a nonionic surfactant (NIS) type adjuvant at a rate of 0.25% v/v or a crop oil concentrate (COC) type adjuvant at a rate of 1% v/v be added to the spray solution. In addition to COC or NIS, a spray grade Urea Ammonium Nitrate (UAN) at a rate of 2.5% v/v or ammonium sulfate (AMS) at a rate of 8.5 lb./100 gallons of spray solution can be added to the spray solution.

MESOTRIONE 4SC may be tank mixed with other herbicides registered for grain sorghum for improved spectrum of weed control. Additionally, these tank mixtures can be used to include a herbicide with a different mode of action to help control or manage the development of resistant weed biotypes.

RESTRICTIONS FOR SORGHUM POST-DIRECTED APPLICATIONS:

- Do not apply more than one post-directed application of MESOTRIONE 4SC.
- Do not apply more than 3.0 fl. oz./A (0.093 lb ai/A) of MESOTRIONE 4SC post-directed and not more than 6.4 fl. oz./A (0.187 lb ai/A) of MESOTRIONE 4SC per grain sorghum crop year.
- Do not apply MESOTRIONE 4SC broadcast over-the-top to emerged sorghum or severe crop injury may occur.
- Do not harvest grain sorghum for forage for 30 days following application.
- Do not harvest for grain or stover for 60 days following application.
- Do not apply MESOTRIONE 4SC after the sorghum seedhead has begun to emerge.
- Do not use MESOTRIONE 4SC in the production of forage sorghum, sudangrass, or sorghum-sudangrass hybrids.

SUGARCANE

MESOTRIONE 4SC can be applied by ground for preemergence, postemergence over-the-top or postemergence directed weed control in sugarcane.

MESOTRIONE 4SC may also be applied aerially for preemergence or postemergence weed control only in the following states: Florida, Louisiana and Texas.

Preemergence Applications: Apply MESOTRIONE 4SC for preemergence weed control at 6.0-7.7 fl. oz./A after the planting of plant-cane or after harvest of ratoon-cane. For a list of weeds controlled preemergence, refer to Table 2. If some weeds are already emerged at the time of application, add a crop oil concentrate (COC) type adjuvant at a rate of 1% v/v or a nonionic surfactant (NIS) type adjuvant at a rate of 0.25% v/v to the spray solution. In addition to COC or NIS, a spray grade UAN at a rate of 2.5% v/v or ammonium sulfate (AMS) at a rate of 8.5 lb/100 gallons of spray solution can be added to the spray solution. For improved preemergence weed control, AAtrex or Evik® can be tank mixed with MESOTRIONE 4SC. Refer to the tank mix partner label for specific rates and use directions.

Postemergence Applications: Apply MESOTRIONE 4SC postemergence at 3.0 fl. oz./A for control of the weeds listed in Table 1. Postemergence applications may be made as a post-over-the-top or as a post-directed spray to the base of the sugarcane. If a preemergence application was made earlier in the season, only one postemergence application can be made. If no preemergence application was made earlier in the season, both a post-over-the-top and a post-directed application can be made. For best results, MESOTRIONE 4SC must be applied to actively growing weeds.

For postemergence applications, it is recommended that a crop oil concentrate (COC) type adjuvant at a rate of 1% v/v or a nonionic surfactant (NIS) type adjuvant be added to the spray solution. In addition to COC or NIS, the use of a spray grade UAN (e.g. 28-0-0) at 2.5% v/v or ammonium sulfate (AMS) at a rate of 8.5 lb/100 gallons of spray solution can be added for improved control of weeds.

For additional postemergence weed control, MESOTRIONE 4SC can be tank mixed with atrazine, Asulox® and/or Envoke®. Refer to the tank mix product labels for specific rates and use directions.

RESTRICTIONS FOR SUGARCANE:

- Do not apply more than 7.7 fl. oz./A (0.24 lb ai/A) of MESOTRIONE 4SC as a preemergence application.
- Do not apply more than 3.0 fl. oz./A (0.093 lb ai/A) of MESOTRIONE 4SC in a postemergence application.
- Do not make more than two applications of MESOTRIONE 4SC per year. If a preemergence application of MESOTRIONE 4SC is made, only one postemergence application is allowed.
- Do not make two MESOTRIONE 4SC applications less than 14 days apart.
- Do not apply more than 10.7 fl. oz./A of MESOTRIONE 4SC per year.
- Do not harvest sugarcane within 114 days following a post-over-the-top application of MESOTRIONE 4SC (114 day PHI).
- Do not harvest sugarcane within 100 days following a post-directed application of MESOTRIONE 4SC (100 day PHI).

STORAGE AND DISPOSAL

Do not contaminate water, food, or feed by storage or disposal.

PESTICIDE STORAGE: Keep container tightly closed when not in use. Do not store near seed, fertilizers, or foodstuffs. Can be stored at temperatures as low as 20 F. Keep away from heat and flame.

PESTICIDE DISPOSAL: Open dumping is prohibited. Waste resulting from the use of this product may be disposed of on site or at an approved waste disposal facility.

CONTAINER HANDLING [Less Than or Equal to 5 Gallons]

Non-refillable container. Do not reuse or refill this container. Triple rinse container (or equivalent) promptly after emptying. Triple rinse as follows: Empty the remaining contents into application equipment or mix tank and drain for 10 seconds after the flow begins to drip. Fill the container ¼ full with water and recap. Shake for 10 seconds. Pour rinsate into application equipment or mix tank or store rinsate for later use or disposal. Drain for 10 seconds after the flow begins to drip. Repeat this procedure two more times. Then offer for recycling if available or puncture and dispose of in a sanitary landfill, or by incineration, or by other procedures approved by state and local authorities.

CONTAINER HANDLING [Greater Than 5 Gallons]

Refillable container. Refill this container with pesticide only. Do not reuse this container for any other purpose. Cleaning the container before final disposal is the responsibility of the person disposing of the container. Cleaning before refilling is the responsibility of the person refilling. To clean container before final disposal, empty the remaining contents from this container into application equipment or mix tank. Fill the container about 10 percent full with water. Agitate vigorously or recirculate water with the pump for 2 minutes. Pour or pump rinsate into application equipment or rinsate collection system. Repeat this rinsing procedure two more times. Then offer for recycling if available or puncture and dispose of in a sanitary landfill, or by incineration, or by other procedures approved by state and local authorities.

CONTAINER HANDLING [Greater Than 5 Gallons]

Non-refillable container. Do not reuse or refill this container. Triple rinse container (or equivalent) promptly after emptying. Triple rinse as follows: Empty the remaining contents into application equipment or a mix tank. Fill the container ¼ full with water. Replace and tighten closures. Tip container on its side and roll it back and forth, ensuring at least one complete revolution, for 30 seconds. Stand the container on its end and tip it back and forth several times. Turn the container over onto its other end and tip it back and forth several times. Empty the rinsate into application equipment or a mix tank or store rinsate for later use or disposal. Repeat this procedure two more times. Then offer for recycling if available or puncture and dispose of in a sanitary landfill, or by incineration, or by other procedures approved by state and local authorities.

CONDITIONS OF SALE AND LIMITATION OF WARRANTY AND LIABILITY

NOTICE: Read the entire Directions for Use and Conditions of Sale and Limitation of Warranty and Liability before buying or using this product. If the terms are not acceptable, return the product at once, unopened, and the purchase price will be refunded.

The Directions for Use of this product must be followed carefully. It is impossible to eliminate all risks inherently associated with the use of this product. Crop injury, ineffectiveness or other unintended consequences may result because of such factors as manner of use or application, weather or crop conditions, presence of other materials or other influencing factors in the use of the product, which are beyond the control of ALBAUGH, LLC or Seller. To the extent permitted by applicable law, Buyer and User agree to hold ALBAUGH and Seller harmless for any claims relating to such factors.

ALBAUGH warrants that this product conforms to the chemical description on the label and is reasonably fit for the purposes stated in the Directions for Use, subject to the inherent risks referred to above, when used in accordance with directions under normal use conditions. To the extent permitted by applicable law: (1) this warranty does not extend to the use of the product contrary to label instructions, or under conditions not reasonably foreseeable to or beyond the control of Seller or ALBAUGH, and, (2) Buyer and User assume the risk of any such use. TO THE EXTENT PERMITTED BY APPLICABLE LAW, ALBAUGH MAKES NO WARRANTIES OF MERCHANTABILITY OR OF FITNESS FOR A PARTICULAR PURPOSE NOR ANY OTHER EXPRESS OR IMPLIED WARRANTY EXCEPT AS WARRANTED BY THIS LABEL.

To the extent permitted by applicable law, in no event shall ALBAUGH be liable for any incidental, consequential or special damages resulting from the use or handling of this product. TO THE EXTENT PERMITTED BY APPLICABLE LAW, THE EXCLUSIVE REMEDY OF THE USER OR BUYER, AND THE EXCLUSIVE LIABILITY OF ALBAUGH AND SELLER FOR ANY AND ALL CLAIMS, LOSSES, INJURIES OR DAMAGES (INCLUDING CLAIMS BASED ON BREACH OF WARRANTY, CONTRACT, NEGLIGENCE, TORT, STRICT LIABILITY OR OTHERWISE) RESULTING FROM THE USE OR HANDLING OF THIS PRODUCT, SHALL BE THE RETURN OF THE PURCHASE PRICE OF THE PRODUCT OR, AT THE ELECTION OF ALBAUGH, LLC OR SELLER, THE REPLACEMENT OF THE PRODUCT.

ALBAUGH, LLC and Seller offer this product, and Buyer and User accept it, subject to the foregoing Conditions of Sale and Limitation of Warranty and Liability, which may not be modified except by written agreement signed by a duly authorized representative of ALBAUGH, LLC.

AAtrex®, AAtrex® Nine-O®, Agrisure®, Bicep II Magnum®, Bicep Lite II Magnum®, MESOTRIONE 4SC®, MESOTRIONE 4SC® Xtra, MESOTRIONE 4SC Plant Technology®, Dual II Magnum®, Dual Magnum®, Envoke®, Evik®, Expert®, Gramoxone®, Halex® GT, Lexar® EZ, Lumax® EZ, Northstar®, Peak®, Prefix®, Princep®, Solicam®, Spirit®, Touchdown®, Touchdown HiTech®, Touchdown Total®, Warrior®, Zemax®, are Trademarks of a Syngenta Group Company

Accent®, Accent® Q, Basis®, Basis® Gold, Cinch®, Cinch® ATZ, Cinch® ATZ Lite, Hyvar®, Krovar®, Matrix®, Steadfast®, Steadfast® ATZ, Steadfast® Q, Stout®, and Viton® are trademarks of E. I. du Pont de Nemours and Company

Asulox® and Surflan® are trademarks of United Phosphorous, Inc.

Alion®, Balance® Flexx, Buctril®, Capreno®, Corvus®, Ignite®, Ignite® 280 SL, Laudis®, LibertyLink®, and Rely® 280 are trademarks of Bayer CropScience
Armezon™, Banvel®, Basagran®, Clearfield®, Counter®, Guardsman Max®, Lightning®, Outlook®, and Prowl® are trademarks of BASF Corporation
Degree®, Degree Xtra®, Harness®, Harness® Xtra, Harness® Xtra 5.6L, Roundup®, and Roundup Ready® are trademarks of Monsanto Company
Fultime®, GoalTender®, Keystone®, Keystone® LA, Lorsban®, Surpass® EC, and TopNotch® are trademarks of Dow AgroSciences

Impact® is a trademark of Amvac Chemical Corporation

Karmex® is a trademark of Makhteshim Agan of North America, Inc.

Moxy® is a trademark of Winfield Solutions, LLC

PROOF

THIS PROOF IS TO BE CHECKED FOR ACCURACY

Please review and approve **Text, Spelling, Copy Placement, Size, Shape, Colors** and **Dieline**.

Authorized signature accepts responsibility for accuracy of all copy, color break and artwork. Cimarron Label is not liable for any discrepancies subsequently identified.

PLEASE NOTE: Due to color variance between printers/monitors, the colors represented by this proof cannot be deemed accurate. Please refer to a color matching system such as the Pantone Matching System for a truer representation of spot colors.

THIS PROOF IS NOT ACCURATE FOR COLOR-MATCH.





Dieline does not print.



Experts in Extended Text Labeling

4201 North Westport Ave. • Sioux Falls, SD 57107

Phone: (605) 978-0451 • Fax: (605) 978-0463

DATE	JOB NUMBER	CUSTOMER
1/11/18	136309	ALBAUGH
LABEL SIZE	BOOKLET SIZE	
6.75" X 6.75"	6.5" X 5.75"	
LABEL COLORS	BOOKLET OUTSIDE COLORS	BOOKLET INSIDE COLORS
 BLK	 BLK  201	 BLK
PATTERN VARNISH: <input checked="" type="checkbox"/> YES <input type="checkbox"/> NO		

Form: CS 006B - 3/29/2017

☐ **ARTWORK IS APPROVED**

☐ **REVISED PROOF NEEDED**

**WE CANNOT PROCESS
THIS ORDER WITHOUT AN
AUTHORIZED SIGNATURE**

Signed _____ Date _____